



GT WORLD CHALLENGE AMERICA ROUND 3
 SEBRING INTERNATIONAL RACEWAY | 3.74 MILES
 MAY 7-9 | SEBRING, FL.



Race Provisional Results (3 Hours)

* **Bold:** Starting Driver / *Italic:* Fastest Lap Driver / Underline: Qualifying Driver

| Pos | Pic | Nr. | Class | Drivers* | Team | Vehicle | Laps | Total Time | Gap | Best Lap | | | |
|-----|-----|-----|--------|--|-----------------------|----------------------------------|------|--------------------|--------------------|----------|------|-----------------|-------|
| | | | | | | | | | | Lap | Time | Kph | |
| 1 | 1 | 29 | Pro | J. Rothberg / <i>R. Foley</i> | Turner Motorsport | BMW M4 GT3 EVO | 83 | 3:01:52.172 | - | - | 45 | 2:01.756 | 178.0 |
| 2 | 2 | 6 | Pro | A. Sedgwick / <i>C. Lawrence</i> | Dollahite Racing | Ford Mustang GT3 EVO | 83 | 3:02:00.147 | 7.975 | 7.975 | 62 | 2:01.936 | 177.7 |
| 3 | 3 | 12 | Pro | M. Perez Companc / <i>F. Schandorff</i> | AF Corse USA | Ferrari 296 GT3 EVO | 83 | 3:02:00.717 | 8.545 | 0.570 | 58 | 2:01.693 | 178.1 |
| 4 | 4 | 8 | Pro | M. McCann Jr. / <i>Z. Vanier</i> | McCann Racing | Porsche 911 GT3-R (992) EVO | 83 | 3:02:06.029 | 13.857 | 5.312 | 79 | 2:02.440 | 177.0 |
| 5 | 1 | 32 | Pro-Am | K. Washington / <i>T. Sargent</i> | GMG Racing | Porsche 911 GT3-R (992) EVO | 83 | 3:02:07.788 | 15.616 | 1.759 | 42 | 2:01.169 | 178.8 |
| 6 | 2 | 28 | Pro-Am | J. Martinez / <i>J. Heylen</i> | RS1 | Porsche 911 GT3-R (992) EVO | 83 | 3:02:10.202 | 18.030 | 2.414 | 60 | 2:02.322 | 177.1 |
| 7 | 3 | 27 | Pro-Am | J. Daskalos / <i>L. Hanafin</i> | JMF Motorsports | Mercedes-AMG GT3 EVO | 83 | 3:02:12.473 | 20.301 | 2.271 | 79 | 2:02.558 | 176.8 |
| 8 | 4 | 31 | Pro-Am | D. Musial Jr. / <i>R. Yardley</i> | Wright Motorsports | Porsche 911 GT3-R (992) EVO | 83 | 3:02:12.954 | 20.782 | 0.481 | 63 | 2:02.207 | 177.3 |
| 9 | 5 | 18 | Pro-Am | S. Mascaro / <i>R. Agostini</i> | Triarsi Competizione | Ferrari 296 GT3 | 83 | 3:02:13.352 | 21.180 | 0.398 | 62 | 2:01.642 | 178.1 |
| 10 | 6 | 9 | Pro-Am | B. Williams / <i>D. Morad</i> | TR3 Racing | Mercedes-AMG GT3 EVO | 83 | 3:02:16.890 | 24.718 | 3.538 | 63 | 2:02.104 | 177.5 |
| 11 | 7 | 14 | Pro-Am | S. Stewart / <i>A. Lee</i> | Riley Technologies | BMW M4 GT3 EVO | 83 | 3:02:18.359 | 26.187 | 1.469 | 59 | 2:02.389 | 177.0 |
| 12 | 8 | 242 | Pro-Am | T. Lahlouh / <i>T. Merrill</i> | Wright Motorsports | Porsche 911 GT3-R (992) EVO | 83 | 3:02:19.584 | 27.412 | 1.225 | 62 | 2:02.605 | 176.7 |
| 13 | 9 | 017 | Pro-Am | M. Clark / <i>C. Braun</i> | Kellymoss | Porsche 911 GT3-R (992) EVO | 83 | 3:02:32.335 | 40.163 | 12.751 | 62 | 2:02.537 | 176.8 |
| 14 | 10 | 88 | Pro-Am | J. Gilliland / <i>L. Hartog</i> | Kellymoss | Porsche 911 GT3-R (992) EVO | 83 | 3:02:47.492 | 55.320 | 15.157 | 44 | 2:01.796 | 177.9 |
| 15 | 11 | 13 | Pro-Am | T. Parriott / <i>R. Dickinson</i> | Kellymoss | Porsche 911 GT3-R (992) EVO | 83 | 3:02:49.962 | 57.790 | 2.470 | 43 | 2:01.664 | 178.1 |
| 16 | 1 | 163 | Am | J. Schreibman / <i>O. Negri</i> | AF Corse USA | Ferrari 296 GT3 EVO | 81 | 3:02:20.225 | 2 Laps | 2 Laps | 74 | 2:02.865 | 176.4 |
| 17 | 12 | 71 | Pro-Am | F. Depew / <i>R. Liddell</i> | Rebel Rock Racing | Aston Martin Vantage AMR GT3 EVO | 81 | 3:03:44.700 | 2 Laps | 1:24.475 | 70 | 2:03.030 | 176.1 |
| 18 | 5 | 34 | Pro | M. Stephens / <i>M. Grenier</i> | JMF Motorsports | Mercedes-AMG GT3 EVO | 63 | 2:13:13.347 | Not Running | | 41 | 2:02.125 | 177.4 |
| 19 | 13 | 99 | Pro-Am | D. DeBoer / <i>H. Eriksson</i> | Random Vandals Racing | BMW M4 GT3 EVO | 61 | 2:13:15.314 | Not Running | | 42 | 2:02.546 | 176.8 |
| 20 | 14 | 69 | Pro-Am | T. Coleman / <i>A. Telitz</i> | Archangel Motorsports | McLaren 720S GT3 EVO | 39 | 1:23:45.477 | Not Running | | 39 | 2:02.654 | 176.7 |





GT WORLD CHALLENGE AMERICA ROUND 3
 SEBRING INTERNATIONAL RACEWAY | 3.74 MILES
 MAY 7-9 | SEBRING, FL.



Race Provisional Results (3 Hours)





* **Bold:** Starting Driver / *Italic:* Fastest Lap Driver / Underline: Qualifying Driver

| Pos | Pic | Nr. | Class | Drivers* | Team | Vehicle | Laps | Total Time | Gap | Best Lap | | |
|------------------------------|-----|-----|-------|---------------------|------|---------|--------|-----------------|-----|----------|-------|-----|
| | | | | | | | | | | Lap | Time | Kph |
| Pole Position | | | | | | | | | | | | |
| Fastest Laps by Class | | | | | | | | | | | | |
| Pro | | | | Frederik Schandorff | | | Lap 58 | 2:01.693 | | | 178.1 | Kph |
| Pro | | | | Frederik Schandorff | | | Lap 58 | 2:01.693 | | | 178.1 | Kph |
| Pro-Am | | | | Tom Sargent | | | Lap 42 | 2:01.169 | | | 178.8 | Kph |
| Am | | | | Oswaldo Negri | | | Lap 74 | 2:02.865 | | | 176.4 | Kph |
| Am | | | | Oswaldo Negri | | | Lap 74 | 2:02.865 | | | 176.4 | Kph |

Car 9: Penalty - Incident Responsibility - 10 sec Post-Race Time Penalty - Decision 6
 Car 14: Penalty - Incident Responsibility - 10 sec Time Penalty to be served at next eligible stop (SERVED) - Decision 3
 Car 71: Penalty - Pit Lane Speed Violation - Drive Through (SERVED)
 Car 12: Penalty - Incident Responsibility - Drive Through (SERVED) - Decision 5
 Car 88: Penalty - Incident Responsibility - Drive Through (SERVED)
 Car 13: Penalty - Incident Responsibility - Drive Through (SERVED)

Published at:

Total FCY Laps: **1** Track Status: **DRY**

| | |
|--|---|
| Stewards:  Scot Elkins Steward - Chairman  Coy Arbour Steward  Elliot Forbes Robinson Steward | Timekeeper:  |
|--|---|

